

PRESA DI FORZA A COMANDO PNEUMATICO

PNEUMATIC CLUTCH POWER TAKE-OFF

CODICE PTO
PTO CODE

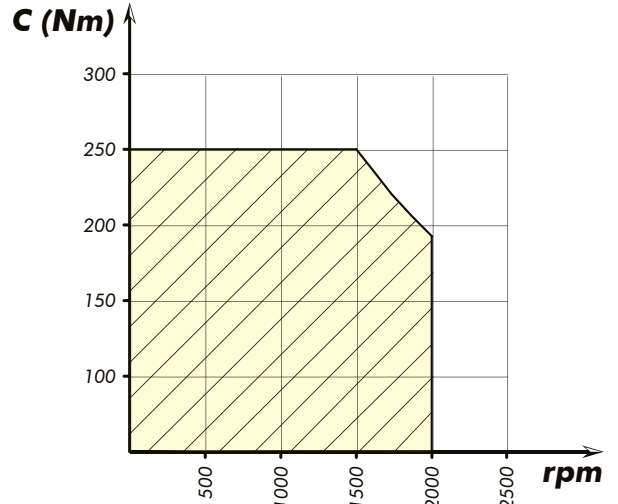
70-72

CAMBIO
GEARBOX

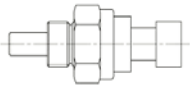
HYUNDAI



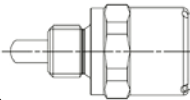
DIAGRAMMA DI UTILIZZO WORKING CONDITION



Interruttore segnalazione PTO inserita / PTO pressure signal switch

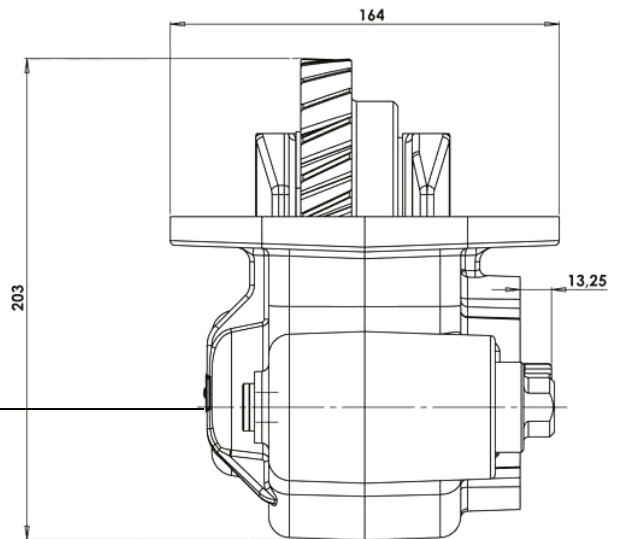
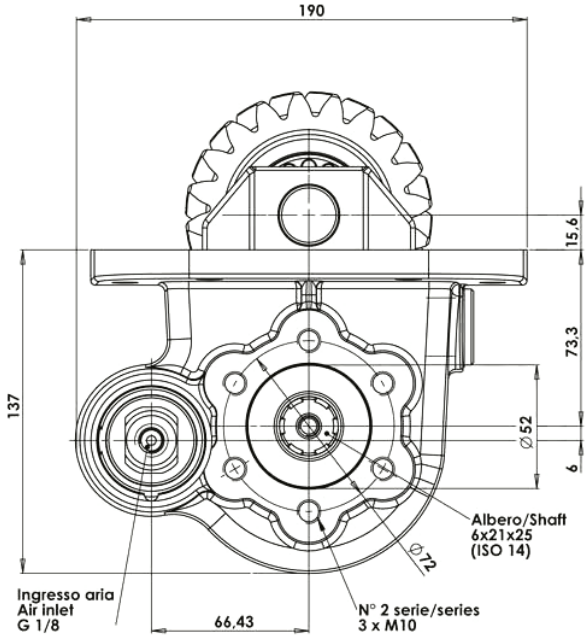


PACKARD
311-001-00116



DIN 72585
311-001-00205

OPTIONAL
Da ordinare separatamente
To be ordered separately



Tipo cambio Gearbox	Codice PTO PTO code	Versione Version	Giri pto a 1000 giri motore Pto ratio@1000 eng.rpm rpm	Coppia massima Max torque Nm	Lato montaggio Mounting side	Uscita Output	Rotazione Rotation	Kit di montaggio Mounting kit	Peso Weight Kg
KH 10	70-72-131	13	957	250	Sx Left	Post. Rear	Orar. Cw	154-3-3599	10,6

pag.1